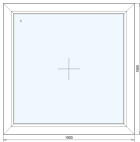
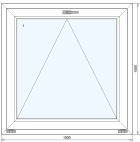
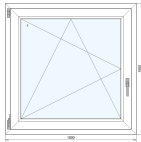
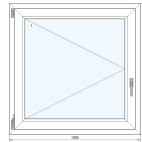

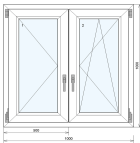
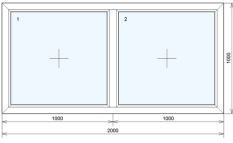
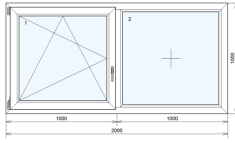
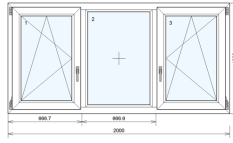
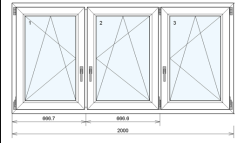
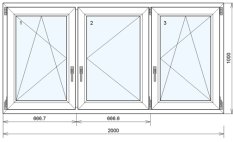
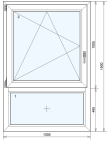
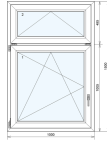


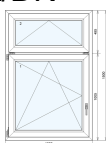




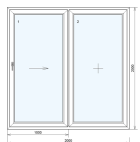
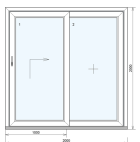




Anfrage per Mail an: info@kielmann-fenster

Fenstertypen				
01 Fest 	02 K 	03 DK 	04 D 	05 2flg. DK-DK 
06 2 flg. Stulp DK-D 	07 F-F 	08 F-DK 	09 DK-F-DK 	10 DK-DK-DK 
11 DK-D-DK 	12 DK/F 	13 K/DK 	14 F/DK-DK 	15 K/DK-DK 
16 K/DK 	17 Kreis 	18 DKT 	19 DT/DKT Stulp 	20 DKT/DKT 
17 PAST 	18 HST 			20 Anders (bitte eintragen) <div style="border: 1px solid black; height: 60px; width: 100%;"></div>

Legende

F = Fest, K = Kipp, D = Dreh, DK = Dreh-Kipp, DKT= Dreh-Kipp-Tür, Stulp = ohne Pfosten (große Fensteröffnung), PAST = Parallelabstelltür, HST = Hebe-Schiebe-Tür

Ausstattung

Material

- Kunststoff
- Kunststoff-Alu
- Holz
- Holz-Alu

Farbe

- weiß
- aussen farbig in
- bds. farbig in

Verglasung (mit warmer Kante)

- 2fach WSG 1,1
- 3fach WSG 0,6/0,7
- 3fach WSG 0,6

Ihre Kontaktdaten

Vorname

Name

Straße

PLZ und Ort

Telefon (tagsüber)

Email

Anmerkungen/Skizze/Sprossenaufteilung